



of
*Weavers, Spinners
and Dyers*

The Shuttle

September 2021

NOTE FROM THE EDITOR

This edition of the Shuttle is still in the same format as last month as we minimise costs by not needing to post copies. We are only printing copies for those with no access to the internet. If you want a hard copy, please print from the pdf on the web page. If you don't have a printer, perhaps one of you family will be able to do it for you.

We are intending to start meeting again in person in October, so (if all goes well) the December issue of the shuttle will be printed, and available for collection at the December Guild Meeting. If you are not going to be present at the December meeting, please arrange for a friend to pick up your copy. A version will still be available on line if you prefer to read it that way.

Lynne Harper, Shuttle Editor

FOR YOUR DIARY

4 th & 5 th September	Southern Wool Show, at Newbury Race Course (Fingers crossed!!)
25 th Aug – 19 th Sept 2021	Guild exhibition, West Berkshire Museum, Newbury
Fri 10 th Sept	Zoom Chat: 10:30 start
Fri 17 th Sept	Zoom (Weavers') Chat: 10:30 start
Sat 2 Oct 10:00 – 12:00	Guild Zoom Meeting: 10:00 start 10:30 Maria Jordan – National Trust Conservator
Sat 2 Oct 13:00 – 17:00	Guild Meeting in person! AFTERNOON ONLY Social session, Chat and Spin/knit/weave. Meet your friends. Sales Table present.
Fri 8 th Oct	Zoom (Spinners') Chat: 10:30 start
Fri 15 th Oct	Zoom (Weavers') Chat: 10:30 start
Sat 6 th Nov	Guild Meeting in person: 10:00 start PM: David Peacock, To Be Confirmed.
Sat 4 th December	Guild Meeting in person: 10:00 start Christmas meeting – Social, 'fashion Show' and shared lunch
Sat 7 th Jan	Guild Meeting in person: Workshops – to be confirmed.
Zoom 'Chat' sessions are likely to continue. These will be decided monthly. decided monthly, please watch your emails for details.	

GUILD MEETINGS

Great news everyone, we're planning an afternoon Guild get-together at St Mary's Church Hall on Saturday October 2nd.

The morning session will be on ZOOM, so the day will be broken into 2 parts.

10am-12pm - ZOOM with Speaker Maria Jordan – National Trust Conservator
If Maria is agreeable, the Zoom Talk will be recorded and made available via a web link after the talk.

1pm-5pm - St. MARY'S CHURCH HALL, Greenham, Newbury

It's free! As this is our first chance to re-unite face to face after such a long time, there will be no admission fee for this session.

Keeping as safe as possible on the day:

- Please sign in on arrival.
- We respectfully request that masks are worn whenever possible, especially at the Sales Table and Kitchen Hatch. We accept that this isn't possible for some members. Please be mindful of a certain level of social distancing whenever possible.
- Hand sanitiser will be provided throughout the session.
- Paper towels will be provided in the downstairs loos, and rubbish sacks for disposal.
- We will be opening windows and doors (weather permitting, within reason) with a view to keeping the fresh air flowing. With that in mind, it would be advisable to bring a few layers along.
- Tea and Coffee will be served from the hatch, and the kitchen area will be closed. Please bring your own mug or travel cup. Biscuits will be available.

The Sales Table will be in the vestibule, and for this session, it will be one table only, so please hang on to any large bags of donations until we get together for a full day session.

The upstairs area will no longer be available to The Kennet Valley Guild as we will be holding our Committee meetings on Zoom going forward.

It'll be wonderful to see all of you who can make it on the day. If you've got any questions, please contact Pat Christmas.

GUILD DEMONSTRATIONS and GUILD COURSES

Members have been demonstrating at the Southern Wool Show, the Newbury Heritage Museum, and a couple of small events this autumn. All these were arranged with short notice due to the situation.

If life continues to return to normal, more courses and demonstrations should start taking place in 2022. Watch your email, listen to announcements during Guild meetings, and watch this space for more information.

CHAIRMAN'S CHAT

Dear Members,

I hope you are all well and coping with the lifting of lockdown. I know some of you have managed to get away for a break. It lifts the spirits and helps to feel a bit more normal. It has been a busy time for all. I am working on a project for myself using my interpretation of art yarn. I am going to try and weave a scarf which I am very much looking forward to as it will be my first proper weave.

Our zoom meetings are still going very well. It's a great way to keep in touch and lots of tips given by you lovely talented spinners and weavers.



As lockdown is lifted, I have had some lovely catch ups with some of you and a wonderful day with Mariana her daughter Eva and her friend. Eva wanted to try core spinning and dyeing fibres. The girls enjoyed choosing and mixing their own colours of food colouring, kool-aid and crepe paper. They listened very carefully to my instructions and were able to use the hob safely. They watched the water run clear and rinsed the fibres by themselves. I did show them how to core-spin but I'm no expert! Eva wants to practice this

method and I am sure she will become expert before long.

We have had some very interesting speakers on zoom, Dana McPhee spoke to us about the Uist Mill and how passionate she is about wool. It took 4/5 years of research for the mill to be set up. The equipment at the mill has been restored and reused they also use local experts for dyeing weaving and design. Debbie Bamford our other speaker is an expert in dyeing wool and fibre. She uses natural dyes and her skills to demonstrate and teach. She has access to many old records of how dye was made and used. She told us about towns across the country having their own colours. She showed us different shades a dye can produce and many more interesting facts.

I am looking forward to the exhibition and would like to thank Lynne and Jennifer for working so hard to make this possible. I would also like to thank all the members of the

committee for their hard work and dedication to the guild.

I am very excited about meeting up again in person as soon as we can. Look after yourselves and see you soon. 😊

Pat Christmas

GUILD TROPHIES



Chairman's Trophy

I'm very pleased to say that there will be a trophy awarded in September. This will be the **Chairman's** trophy for the item in the exhibition which has gained the most votes from the public. If the winner is at the October meeting, the presentation will be done there.

The last 18 months have been very different for all of us so as part of this year's exhibition we asked for 'lockdown' items as well as our usual spun, woven and dyed exhibits. We wanted to celebrate the many other skills and talents of our members. All of these items have also been included in the vote. Hopefully we will never have another 18 months like this, so this is obviously a one-off section in the exhibition.

Since we have come to the end of lockdown restrictions, we will soon be meeting again at the hall, so this is a reminder of two trophies that we have usually awarded in alternate Octobers. These are the **Hawkridge** trophy for an item made with Jacob fleece and the Diddy trophy for an item made with handspun fleece and incorporating Aran/cable patterns. Last year should have been the **Hawkridge** trophy and this year will be the **Diddy** trophy. To get the trophies back on



Dyer's Trophy

track I am proposing that we award both this year but the winner of the **Hawkridge** trophy will only get to keep it for one year. As our first October meeting will be a short meeting, I would suggest that we award these trophies in November for this year.



Diddy Cup

Also, in November we award the **Dyeing** trophy. Again, this is awarded every other year and 2021 is the right year for this one. I know we have a number of dyers in the guild these days so please, all of you, start thinking of an item you might enter. It can be natural or chemical dyeing.

November is usually the month for awarding the **Weaving** trophy. In previous years there has been a theme to the competition but since I haven't been able to discuss this with the weavers I am suggesting 'your favourite piece of weaving' from the last two years.

As always, I shall look forward very much to seeing your entries.

*Weaver's
Trophy*

Jennifer Thompson



ARTICLES

GUILD EXHIBITION 2021 - 'I must go down to the seas again...'



Blank palette

After all the persuading, spinning, dyeing, weaving, and setting up, the exhibition is now in progress. Hopefully you have been able to, or will be able to, go along and see it. We have a wonderful selection of exhibits, and they are well worth seeing.

In terms of numbers of items, we have slightly fewer entries than in 2019 (96 instead of 110) but some of these have multiple parts, which could have counted as items in themselves, so all in all it is about the same size exhibition. This is incredible given the situation we have all gone through. These exhibits have also come from fewer individuals than in 2019. However, we still have exhibits from one third of our current paid up membership. Considering that we haven't been able to see people to 'twist their arms' at Guild meetings, it is a very reasonable number.

We started setting up the exhibition at 9am on the Tuesday morning. Work was delayed as the room was completely empty, no tables or chairs, and even the fixing items that normally hang on the walls had been removed. These took quite a while to put back in place. Thanks for all who brought items on the day. Early delivery is really helpful, because it is difficult to plan the layout in detail before-hand without having



*Anne's and Jenny's
circular tapestries*



Julie's landscape.



seen the items. Having the forms helps but is not the same as seeing the actual item.

The main team doing the set up was Jennifer, her daughter Kirsten and myself, and it was a long job. We had a short lunch break but apart from that were working until we finished just before 4pm. We did have a little help with some items during the day with specific items, but more help wouldn't really have sped progress up at all. Still, we went home with a feeling of a job well done. I hope, if you see it you will agree with us.

The exhibits were wide ranging in scope, and show how talented our members are. It was interesting that several members were inspired by poems, not just the one that lead to the theme of the exhibition. Linda Scurr even wrote her own, while Maggie

Mockeridge was inspired by

a poem of Spike Milligan's which in itself was a parody of the John Masefield poem that provides our theme.

Anne Reddan and Jenny Gribble both provided circular tapestries, which were related, but showed different takes on the same original idea. In Jenny's the tree was replaced by a lighthouse, as suggested by her granddaughter. The rays of the lighthouse lamp are very



Louisa's tapestry

effectively interpreted in the tapestry.

Julie Oliver's tapestry was a sea scene inspired by her trip to the Shetland Isles, and some of the yarn she used originated from wool picked up around the countryside during her visit. She then processed this into yarn for weaving.

Louisa's tapestry manages to combine many skills beside tapestry weaving. For example, ply split braiding generated a jelly fish, while the octopus was crocheted. The result was an item that really gives a feel for underwater.

Kath underwent inspiration, and designed a wonderful mobile, using many 'fill-the-gap's to create a vision of jellyfish floating. A simple picture of this



Naturally died velvet scarves by Jennifer, and Herrings with gansey patterns by Maggie

cannot do it justice at all, you just have to see it in real life. It is so finely balanced that just walking by causes the 'jellyfish' to float around, and gently blowing nearby provides mesmerizing movement. It also has a secondary benefit. When showing visitors how to make their

Some of the items, including the mariners' scarves and hats



own braids using 'Fill-the-Gap' cards, it is possible to show some of the many different effects that can be achieved with such a simple process, by looking at the very many different braids on the 'jellyfish'.

Along with all many specialist pieces, we have a wonderful number of woven and spun/knitted items where the inspiration was from the colours, and the shape of the patterns used. These included

some beautiful shawls, scarves and wraps, a cardigan, jumpers etc.

We also have a good number of mariners' scarves and hats. These are in very varied colours, and all look very impressive. We will have a good-sized parcel to send to the mission for seamen at the end of the exhibition.

With Lockdown being such a large part of the last two years, since the previous exhibition, we opened entries up to some non-Guild skills for those of you also submitting other items. These showed some of our members' other skills. Extending from a line printed book, though jewellery using buttons or braids, tassels and a felted sea Dragon (Drusilla).



Louisa's Split-ply braided lobster pot, and crocheted octopus

There are so many other pieces that I can't possibly manage to mention them all, although there is a little more following for those inspired by poems, please try to get to Newbury to see the exhibition. It's open from 10am – 4pm Wednesday – Saturday until the 18th September, and I'm sure you'd enjoy looking around. I am putting together a small presentation for the September Guild Zoom meeting, which will show a little more, but if you can neither get to the museum, or the Zoom meeting, contact me, and I will try to let you have the presentation separately.

I must thank all of you who volunteered to steward the exhibition. There was only one morning when we were not able to provide a steward, and for much of the time there were two stewards present in the room. Having two stewards makes it a lot more pleasant for the stewards, as there are times without visitors, and these can be very slow by yourself.

Stewards are so important to help visitors really get the most from their visit. Often, they do not really understand the underlying processes involved in creating the items, and by talking to our members they go away even more inspired.

The Guild should be proud that we have managed to achieve such a wonderful show considering the difficult times that we have all lived through.




Lace sea creatures by Sue Cray

Lynne Harper

POETICAL INSPIRATIONS

Sea Fever – John Masfield



I must go down to the seas again,
to the lonely sea and the sky,
And all I ask is a tall ship
and star to steer her by,
And the wheel's kick and the wind's song
and the white sail's shaking,
And a grey mist on the sea's face,
and a grey dawn breaking.

I must go down to the seas again,
for the call of the running tide
Is a wild call and a clear call
that may not be denied;
And all I ask is a windy day
with the white clouds flying,
And the flung spray and the blown spume,
and the sea-gulls crying.

I must go down to the seas again,
to the vagrant gypsy life,
To the gull's way and the whale's way
where the wind's like a whetted knife;
And all I ask is a merry yarn
from a laughing fellow-rover
And quiet sleep and a sweet dream
when the long trick's over.

The Little Mermaid – Denis Martindale

The sun shone brightly in the sky,
Crowned with a rainbow there,
While seagulls boldly chose to fly,
As if without a care...
As clouds rolled by ablaze with light,
A ship sailed to the shore,
Above the waves both blue and white
That danced forever more...

Below the waves where dolphins leapt,
Triumphant full of glee,
The little mermaid's dreams were kept
And nestled tenderly...
Her Father's Kingdom full of grace
And wonders rarely known
Were not enough to take the place
Of dreams she called her own...

The little mermaid made her way,
From water to the land,
Where one man took her breath away
The day he held her hand...
Two beating hearts were now as one,
With joy more than enough,
Beneath God's brilliant golden sun,
Where lovers fall in love...

The young man smiled, for he had found,
A treasure trove divine,
More beautiful than all around,
In her, his Valentine...

The little mermaid's dream came true,
He kissed her once, then twice,
The day he told her, "I love you!"
Was simply Paradise...



I must go down to the sea again – Spike Milligan

I must go down to the sea again,
to the lonely sea and the sky,
I left my vest and socks there
I wonder if they're dry.



If you go down to the sea today – Linda Scurr



If you go down to the sea today
 You are in for a big surprise.
 Today's the day, they are out and about.
 Right there in front of your eyes.
 There are bears on the beach. There are bears in the sea.
 There are Bears in the pebbles, so many to see.
 There is King of the castle, with flagpole in hand,
 Another asleep and all covered in sand.
 So who needs a picnic? There's rock and ice cream.
 Life on the beach for the bears is a dream.
 There are so many bears they are all having fun
 They are playing together, enjoying the sun
 And all of the bears as far as you see
 are as happy and playful as all bears can be.
 There are so many bears wherever you look,
 and one in a deckchair reading a book.
 Playing with beach balls and flying a kite.
 All baby bears will sleep well tonight.



Cargoes – John Masfield

Quinquireme of Nineveh from distant Ophir,
 Rowing home to haven in sunny Palestine,
 With a cargo of ivory,
 And apes and peacocks,
 Sandalwood, cedarwood, and sweet white wine.

Stately Spanish galleon coming from the Isthmus,
 Dipping through the Tropics by the palm-green shores,
 With a cargo of diamonds,
 Emeralds, amethysts,
 Topazes, and cinnamon, and gold moidores.

Dirty British coaster with a salt-caked smoke stack,
 Butting through the Channel in the mad March days,
 With a cargo of Tyne coal,
 Road-rails, pig-lead,
 Firewood, iron-ware, and cheap tin trays.



GUILD EXHIBITION 2021 – from a non-member’s perspective

Lockdown deprived us of our normal trips to Swindon so this year we are having our summer holiday in sunny Swindon 😊.

Having heard about mum’s various projects over lockdown when she asked if I would help her and Lynne set up the exhibition with them I thought it would be a lovely way to spend the day with mum.

Lynne arrived bright and early on set up day and we loaded the car up to make the trip to Newbury Museum.

From a bare room with a pile of bags in the middle of the floor to a stunning exhibition of varied and accomplished projects took us 7 hours but what a transformation!

From an ethereal jellyfish mobile to a colourful lobster, from a stunning woven picture to a delicate lace shawl the variety and talent displayed in the exhibition is incredible and I hope that the visitors to the exhibition over the month of September will enjoy looking at the displays as much as I did.

Kirsten Butler

LOCKDOWN NEWS/TALES

Hamish Returns.

In spite of enjoying the numerous Zoom sessions he has been joining, Hamish has recently started to get back to meeting people real life. One of his knitting groups has returned to face-to-face meeting albeit with care and COVID restrictions. He has been able to meet for coffee with friends and even went to the Unravel wool show at Farnham where he met several other Guild members. Last month he went back to face to face spinning with the West Surrey Guild in a large hall with the doors and windows open, great for the summer but as autumn approaches..... Although the “powers that be” allow 30 in this space only 8 came along which meant everyone felt comfortable.

Feeling more relaxed about meeting with others Hamish signed up for a workshop on using a distaff for spinning with Mary Cleaton and Jane Hunt. He arrived at the Berrycroft Hub based on a farm in Ashbury, Oxfordshire and discovered that the workshop was to be held



Distaffs in preparation

in the barn. Having set himself up with a drink and a biscuit he joined the other three course participants and the tutors who exhibited their collection of spindle whorls and distaffs as well as their encyclopaedic knowledge of distaff spinning through the ages and the world.


Then came the practical. The group were shown how to load a distaff and secure the

fibre in readiness then had to load their own. Each person was then given a medieval style spindle and pottery whorl and shown the first of two methods of spinning the spindle using one hand and not letting go of the shaft. Everyone was required to stand on a “rubber” mat in case of droppages. Used to drop spindling Hamish had to try to forget what he knew and start his spinning adventure again! Everyone was supplied with a belt if they were not wearing one and their distaff approximately 4 feet long which was tucked through the belt to keep it in place. Hamish was shocked by this as the Viking ones he had seen were much smaller however the medieval illustrations did show them to be this length.

After a practice with the spindle but no fibre Hamish started in earnest twisting the spindle with his right hoof whilst drawing the fibre with his left. He quickly realised that he would need a great deal more practice just as he had with drop spindling and wheel spinning at the beginning. He also struggled as his distaff kept slipping forward and he was rescued several times by the tutors tugging it back to the correct position.

Hamish ate his picnic lunch in the garden of the farmhouse with the other course participants and Harry the farm’s pet jackdaw who was good company. The afternoon was spent with further practice and trying out a slightly different and faster method of spinning the spindle whereby Hamish was encouraged to let go of the spindle for a few seconds as he spun it. He found this slightly easier.

Hamish ended the day taking home his distaff and spindle as well as the cop of beginners’ art yarn that was the result of his day’s effort. Not necessarily a new skill but definitely a new tick off his bucket list of having a go at using a distaff.



Covid, crafting and finally back to a bit of normality – Linda Scurr.

I had to keep working through out Covid but finally got made redundant back in February. Every cloud has a silver lining, and a change is as good as a rest. I suddenly found myself with spare time to do a bit of crafting and then found some good fun jobs. Covid testing in a college, then a government building, then a laboratory (scary!!) and now I am testing in an official PCR test centre in Aylesbury. The days are too long (13 hour shifts) and it is too far to travel. STUPID idea but it pays well.

You may be wondering what all this has to do with guild..... Well in one of the locations (better not say which one!) I had nothing to do so did a lot of crafting. I knitted teddy bears, finished a tapestry started in 1991 and knitted a large blanket out of an equally old stash of wool..... The blanket has 63,000 stitches and because I am a VERY



Rosie, Linda and cake at the Traditional Boat Show



slow knitter took 16 days of non-stop knitting. With so much time on my hands I got carried away and managed to dream up a rather daft installation for the guild exhibition. AND got it finished on time.

I have kept in touch with guild via the zoom meetings and the website. Thank you, Lynne and Thank you Nicky.....and everyone else who has been working behind the scenes to keep the guild ticking along nicely.

The Traditional Boat Show: I can't believe that 18 months have flown past since Wingham wools came down in March 2020 and lockdown followed almost immediately after. Apart from getting married, (September 2020), I have kept myself very much to myself. No shows, no exhibitions, no farmers markets.... BUT... This bank holiday just gone, I was invited by Judy (Lady McAlpine) to fill a tent at the TRAD boat festival, overlooking the Thames at Henley.

Heather and Viv outside the tent



Normality at last. Lynne (Bond), Heather and Viv, Yolande, Tanya, Rosie and I were joined by Ron Wem with his amazing model boats and Allen and Carole the lace makers. Four days of Crafting in a marquee, watching old boats, vintage cars, spitfires and triplanes was a real taste of the good old days. The TRAD has a very good pop-up pub and we were very close to the Loos, beer tent, and cake supplies. We had a prime spot so could watch all the boats go by. Dunkirk, little ships, boats worth millions, and a whole fleet of assorted amphicar.

Heather decorated her wheel with a small sailor in a life jacket to look the part. Rosie



Heather 's nautical wheel

bravely battled the breeze to spin silk, Yolande demonstrated on a drop spindle and snuggled up under one of my blankets in the colder snaps. I managed to finish weaving what should have been cushion number 2 for the exhibition. Between us we spun raw but washed fleece, commercial tops and had weaving on display. Heather had a couple of fill gap cards and the two children she gave them too came back later in the day to show us their progress followed by their Mum who was so grateful that we had kept them occupied all day. Someone who had seen us previously brought us a length of very old hand spun and woven cloth from Ireland, thought to be about 100 years old.

We all decided it was probably cotton. Both Tanya and I had some and need to work out how to do it justice.

Having said the weekend was a blast of normality I couldn't resist buying a bargain (or not) I bought a 1950's fold up rowing boat. It needs a lot of TLC, and a minor technicality..... some oars would be useful!! I am up the creek without a paddle on this one, so watch this space.

Crafting with friends, drinking beer and eating very well.

Thank you to all my companions and thank you Judy for inviting us. Let's hope we can all do it again next year.



Successful "Fill-the-Gap"

A Colourful Summer – Anne Reddan.



Solar dyed with coreopsis

Feeling uninspired by the borders in our garden I cleared out most of the plants and devoted the space to growing dye plants instead. Many seeds were sown with the survivors producing colourful displays of flowers. The Coreopsis, Hollyhocks (rosea 'Nigra') and Safflower flowered abundantly but I lost to the slugs and have only three Cosmos and one African



Solar dyed with hollyhocks

Marigold remaining. All is not lost though as the Cosmos is flowering profusely and the bees are loving the marigold, diving head first into the centre of the flowers and all I can see are bee bottoms!

Most of the flower heads are being harvested and dried but I did start two solar jars with fresh hollyhocks and coreopsis, the photos show the results of placing pieces of fabric and paper in these jars, also wool which had been previously dyed, with the original colours shown alongside.

Further dye baths, in dedicated saucepans this time, were made with fresh purple hazel leaves and dried Cosmos. I was pleased that storing the Cosmos hadn't affected the intensity of colours achieved.



↑ Wool dyed with purple hazel leaves

↓ Wool dyed with dried yellow Cosmos



Next, I turned my attention to ice dyeing, firstly with

fresh woad leaves which are supposed to produce shades of turquoise, but I only had a pale green on my fabric samples with a second attempt being no different. Better results came from paper yarn, T-shirt fabric and overdyed wool. Then I rolled flower heads in fabric and placed them in the freezer overnight. After thawing the flower debris was removed and strips torn from each piece and modified in acidic water which produced paper shades, purple in the case of hollyhocks



Ice dyeing with Woad on wool, paper yarn & T-shirt fabric



Freezer-dyed Cosmos, hollyhocks and coreopsis

and yellow for the Cosmos. Unfortunately, the coreopsis sample blew away, so it hasn't been included.

As we approached July's heatwave, I harvested Woad leaves with a view to extracting colour for future use. Following detailed instructions, I was thrilled to achieve a tiny amount of indigo, less than 1g, from about 600g leaves. I repeated the exercise again

recently and gained a further 3g from the same amount of fresh leaves. The total amount after the remaining sediment has dried may be about 4-5 grams. Labour intensive and time consuming, yes, but I gained enormous satisfaction from the process, from germination to harvesting the indigo. <http://www.woad.org.uk/html/extraction.html>

Indigo powder from Woad Leaves



There were enough Woad leaves left to make a hydrosulphite vat which I used to dye plain and previously dyed yarns. The bright greens were originally dyed with dyers Greenweed and the dark khaki green was first dyed with

Cosmos. Earlier this week I made a

final Woad vat, pulling up the plants as I didn't want them to flower next year, and harvesting as many leaves as possible before composting the roots.

Lastly, after watched a demonstration on setting up a lime/fructose vat and keen to have a go, I gathered equipment and supplies. Suitable fabrics were cut into 6-inch squares, scoured and mordanted. Some were dried and treated with a resist of



Colours from a Woad hydrosulphite vat



↪ Fabric painted with bentonite clay

↪ Washed samples after dyeing in Lime/fructose vat

More results from the lime/fructose vat ↪

bentonite clay. Over several days many pieces of fabric were dipped, some twice. Some fabrics were stitched and knotted. Another piece, which



was my favourite, had a marble tied into each corner before dyeing. Next to it in the photo is a piece previously dyed with madder. One final photo shows samples of string, fabric and wool all dipped in the same vat. After washing the wool is still a little rough, as the pH should have lowered from 11 to 9 which is better suited for protein fibres.

Now the flowering season is coming to an end, but the dyeing can continue alongside spinning and weaving which have both taken a back seat during the summer.

Janet Waling.

Sadly, I have to let you know that Janet Waling died last week (24th August) Janet was just a few days away from her 91st Birthday. Having moved into a home about 2 ½ years ago Janet was delighted they had cats there and spent a lot of time playing with them. Unfortunately, despite their best efforts Covid finally managed to sneak in.

Janet had been a guild member for as long as I can remember quietly crafting away at a lot of the guild disciplines as well as a few more. A keen member of the WI Janet attended courses at the Denman College and completed some very impressive embroidery pieces. Janet was also a great gardener and was well known in her village of Goring.

Janet was always full of surprises. On guild days I would first of all pick up Gladys, then Janet and sometimes Mary so we could travel to guild together. On one occasion we had to do a detour to drop off some baby hedgehogs to a sanctuary in Thatcham. Janet said she would navigate and promptly unfolded a good old fashioned map in the back of the car. Janet navigated very well and confessed to being a map reader in the war.

I will always have fond memories of Janet and I am sure many of us will miss her.

Linda Scurr

BIRTHDAYS

We normally acknowledge birthdays that are happening in the following month during our Guild Business meeting each month, this is not happening at the moment, so, on behalf of KVGWSD, I would like to wish all our members felicitations for their birthdays.

The Editor's Despair

For the last month I have been busy, along with Jennifer, in preparing for the exhibition. This has meant that I haven't been able to chase members for articles/items for this issue of the Shuttle. This has not been helped by the lack of face-to-face Guild meetings where I could have persuaded (twisted the arms) various people to write something.

The result is that this issue is rather more Exhibition-centric than I would have hoped, as these were articles which were available to me. It was not very long ago that I was in

despair of having enough material to produce an issue at all. Thanks to Maggie, Linda and Anne for their articles to provide some relief from the Exhibition.


For you to enjoy reading The Shuttle, it is necessary for members to send me items to include. These do not have to be large, a couple of paragraphs is fine, perhaps with some photos/pictures. Please save me from being in despair come November, by sending me something for the next issue. If you see/do something that interests you, the chance is that other members would be interested. Write something and send it to me straight away, by email to kvshuttleeditor@gmail.com or post it to me, don't procrastinate or it will be forgotten.

The December issue is possibly going to be printed, so the copy deadline is earlier, the 14th November, and the date can't be extended. In addition, being printed means that only the four centre pages can be colour. Any pictures will have to be on these pages, and I will use as many as possible. Please don't make direct reference to photos in the text of your item, but send me a short separate description that can be used as a title for each picture.

I look forward to November and being able to produce the Christmas Shuttle with lots of interesting items from you all.

Lynne Harper

A Little Humour



CRAFT SOCIALS

The following social groups are gradually beginning to open up again, we have some details, but contact the organisers for up-to-date information.

Braid Days

Aldbourn Braid days have been cancelled during the COVID lockdowns, but usually took place every other month. There are plans to start again with the December meeting.

The next Aldbourn Braid Day is December 5th 2021.

The cost is £8.00 per head per day. Biscuits, cake and hot drinks are provided free of charge. Please contact me for directions and so that I can keep an eye on numbers.

Sal Shepherd

Weavers' Chat

The Guild weavers normally meet at Speen Parish Hall, Newbury, RG14 1RJ on the last Saturday of the month. It is called "Weavers' Chat", but braiders can come with inkles, marudai etc and lace makers with pillows as it is all weaving. In fact all Guild members are very welcome to come along to see what we are doing and find out what weaving is all about, either virtually, or in reality once the situation changes. These meetings have not yet re-started, but the latest information will be available on the website.

Moulsford Spinning & Craft Group

In normal times we meet on the **3rd Thursday of every month** at Moulsford Pavilion. There are usually spinners, weavers, felters, a basketmaker and knitters there so do come and join us. For more information contact **Linda Scurr** or **Rosie Price**.

Social Spinning

This is a regular gathering in a member's home where you are welcome to turn up with your spinning wheel, spindle or whatever! It is always advisable to check with the host to ensure that there is no change before setting off. For more information contact **Chris Fletcher**.

Newbury Crafters

Newbury Crafters normally meet on the **3rd Saturday of every month** at Speen Parish Hall, Newbury, RG14 1RJ from 2 – 5 pm. Come along to this social afternoon with your own craft project and meet people with other craft interests for an exchange of ideas.

For more details contact **Sue Davies**

The copy deadline for the December 2021 issue of the Shuttle is 14th November 2021. The email address is kvshuttleeditor@gmail.com

Website: www.kennet-valley-guild.com

Facebook: @kennetvalleyguild